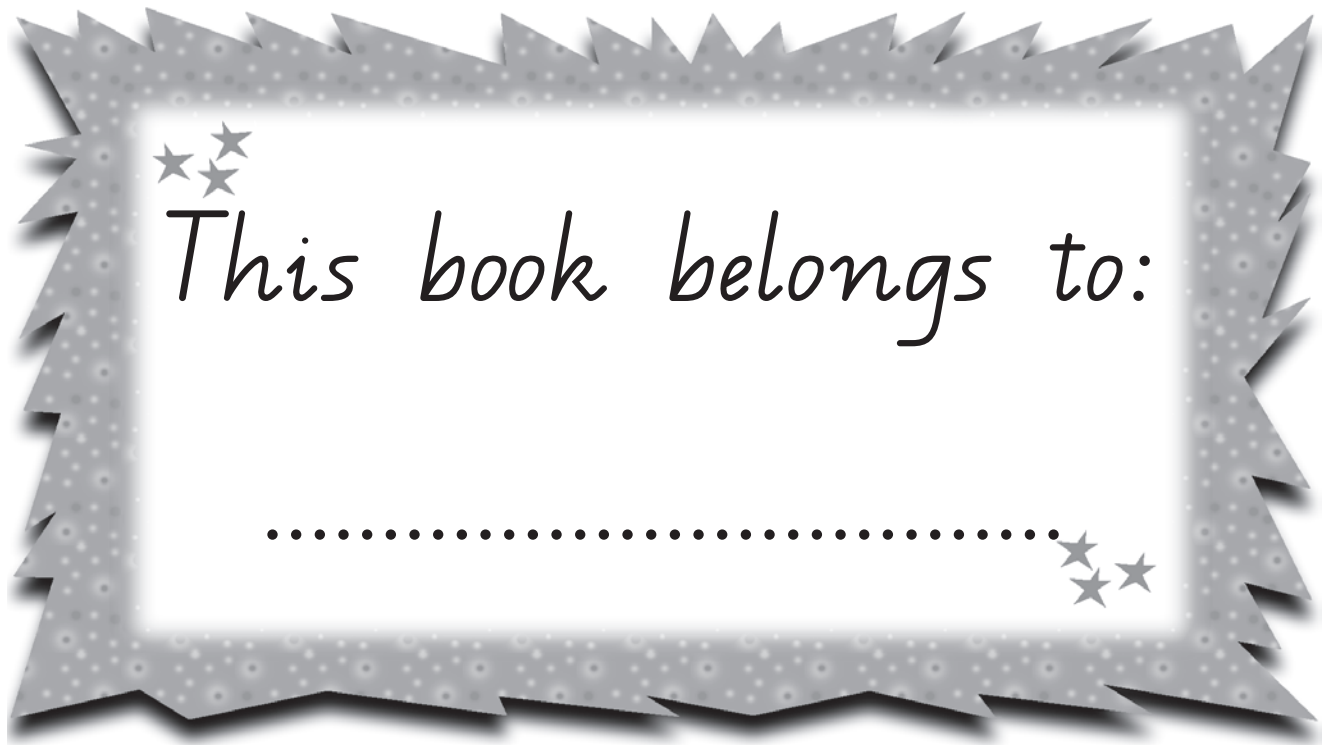


Year 3

Joins

Book

Section 2



Use this book to practise joining letters after you've learned about them in Handwriting.


Diagonal joins




Here is some practice for joining letters with **exits** to **pointed-entry** letters. This is what the join looks like.

ky

Trace over these patterns for joining exits and pointed entries.



Trace over and then **write** these joined letters.



Remember, the letters are joined by a straight line.

ai ap au

av aw ay

ci cu cy

di du dy

ei ej ep

eu ev ew

ey hi hu

ij ip iu

iv iw iy

ki ku ky

li lp lu

ly mi mp

mu my ni


nu ny ti

tu tw ty

ui up uw

uw

x i




Remember to take the exit of the **x** higher, lift your pencil and cross the **x** before you write the next letter.

xi xp

xu xy

Write joined letters to make rhyming words.



Join other letters you already know how to join.

rip


rain

tap

d



tr n



cl



sh



p n



m



sl



br n



n



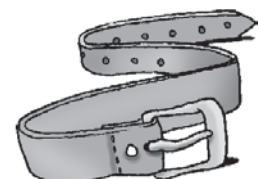
l



dr n



str




More diagonal joins




Here is some practice for joining letters with **exits** to **rounded-entry** letters. This is what the join looks like.

a m

Trace over these patterns for joining exits and rounded entries.



Trace over and then **write** these joined letters.



Remember, the letters are joined by a straight line.



am

an

ar




ax

az

or

Remember to lift your pencil after the first downstroke in **x** to cross it.



dr

em

en



er

ex

ez



im

in

ir



ix

iz

kr



mm

nn

nr



nr

nn

nx



tr

um

un




ur

ux

uz

Write joined letters to make rhyming words.



Join other letters you already know how to join.

champ

tin

hump

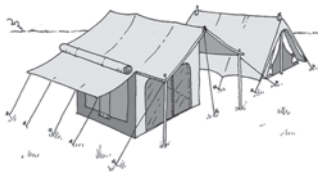
l



st



c



d



b



f



sk



ch



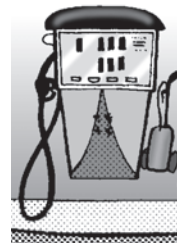
b



st



p



j



More diagonal joins



Here is some practice for joining letters with **exits** to the letter *e*. This is what the join looks like.

he

Trace over and then **write** these joined letters.

ae *ce* *de*

ee *he* *ie*

ke *le* *me*

ne *te* *ue*

xe



Remember to take the exit of the **x** slightly higher, lift your pencil and cross the **x** before you write the next letter.

xe

Write these words in the correct lists.

blue

bee

Sue

true

sleep

tree

clue

knee



More diagonal joins



Here is some practice for joining letters with **exits** to letters with **heads and bodies** (tall letters). This is what the join looks like.

el

Trace over these patterns for joining exits and tall letters.

